

**PROPERTY APPRAISER
OF MIAMI-DADE COUNTY**

Preliminary Assessment Roll Value Review - Countywide
July 01, 2026

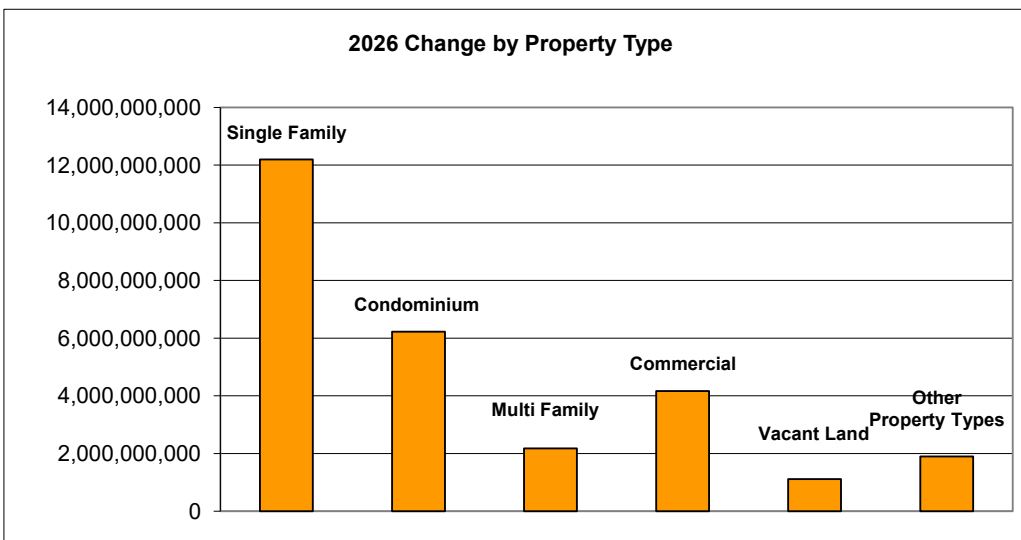
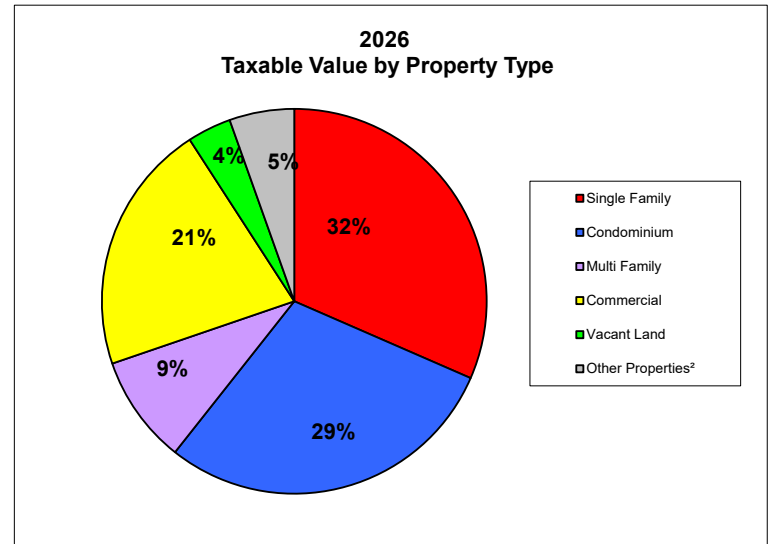
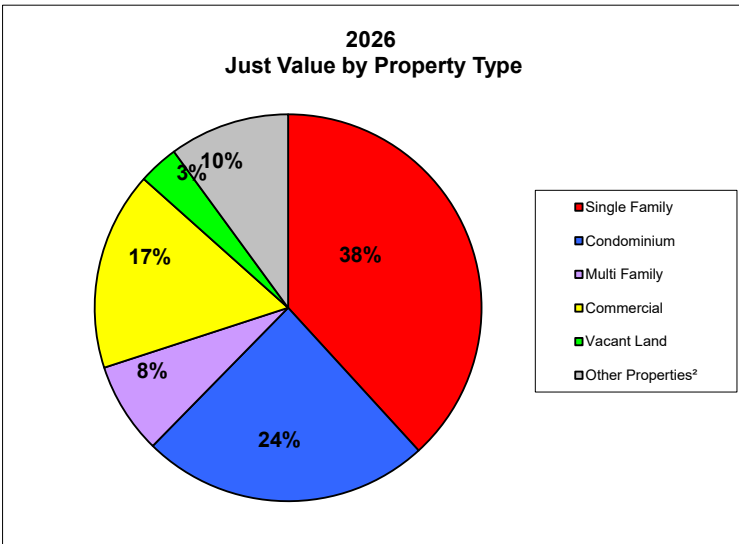


2026 Preliminary Assessment Roll Commission Countywide Summary

Type	Count	2026 Just Value	2026 Assessed	2026 Taxable	2025 Taxable	Change ¹	Pct
Single Family	390,213	305,271,055,946	188,561,273,749	170,348,667,897	158,149,511,974	12,199,155,923	7.7%
Condominium	395,070	192,732,561,144	165,173,728,735	157,201,794,710	150,977,558,469	6,224,236,241	4.1%
Multi Family	35,389	61,119,483,627	53,241,084,069	49,204,951,835	47,024,664,268	2,180,287,567	4.6%
Commercial	47,804	132,678,683,418	116,759,038,572	114,010,139,771	109,839,877,907	4,170,261,864	3.8%
Vacant Land	36,397	26,803,055,796	20,727,571,041	19,938,880,957	18,823,389,602	1,115,491,355	5.9%
Other Properties ²		80,279,576,747	66,860,507,459	29,432,820,975	27,536,553,896	1,896,267,079	6.9%
Total		798,884,416,678	611,323,203,625	540,137,256,145	512,351,556,116	27,785,700,029	5.4%

¹Note: Includes New Construction

²Note: Includes Institutional/Government, Personal Property, Centrally Assessed, etc.

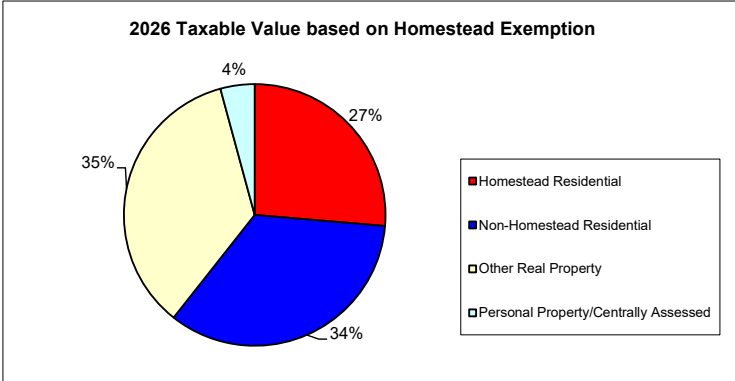


Countywide Homestead Exemption Analysis

	<u>Folios</u>	<u>With Homestead</u>	<u>Pct</u>
Single Family	390,213	299,956	76.9%
Condo	395,070	146,423	37.1%
Total Residential	785,283	446,379	56.8%

2026 Taxable Value Based on Homestead Exemption

Homestead Residential	142,305,510,782
Non-Homestead Residential	185,244,951,825
Other Real Property	189,765,156,466
Personal Property/Centrally Assessed	22,821,637,072



2026 Exemption Data

Property Information

All Real Properties	944,214
All Residential Properties	785,283
Percent Residential of all Properties	83.2%
Homestead Exemptions	446,379
Homestead Percent of all Properties	47.3%
New Homestead Exemptions	17,719
Senior Exemptions	35,427
New Senior Exemptions	1,738

Parcels

All Real Properties	944,214
All Residential Properties	785,283
Percent Residential of all Properties	83.2%
Homestead Exemptions	446,379
Homestead Percent of all Properties	47.3%
New Homestead Exemptions	17,719
Senior Exemptions	35,427
New Senior Exemptions	1,738

**PROPERTY APPRAISER
OF MIAMI-DADE COUNTY**

Preliminary Assessment Roll Value Review - Commission District 1
July 01, 2026

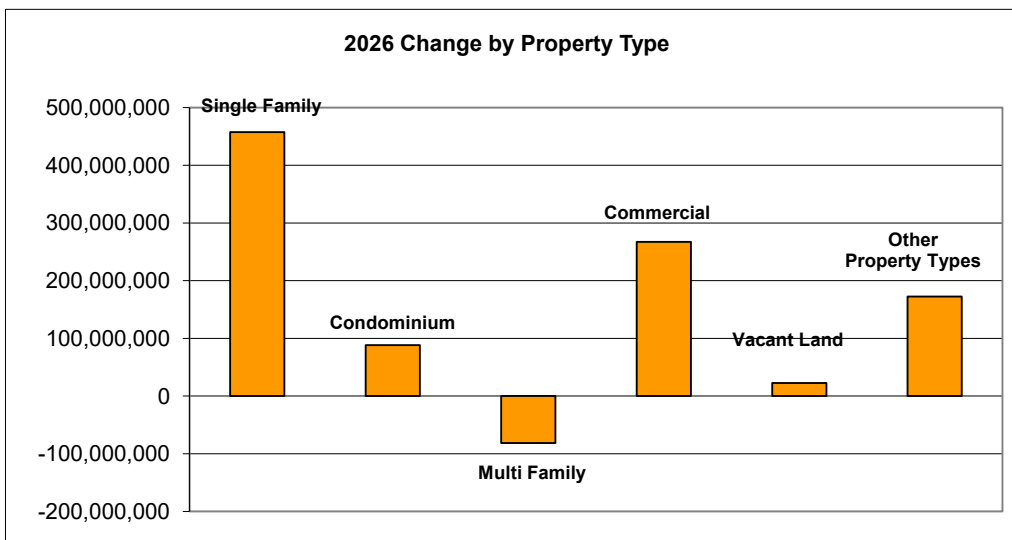
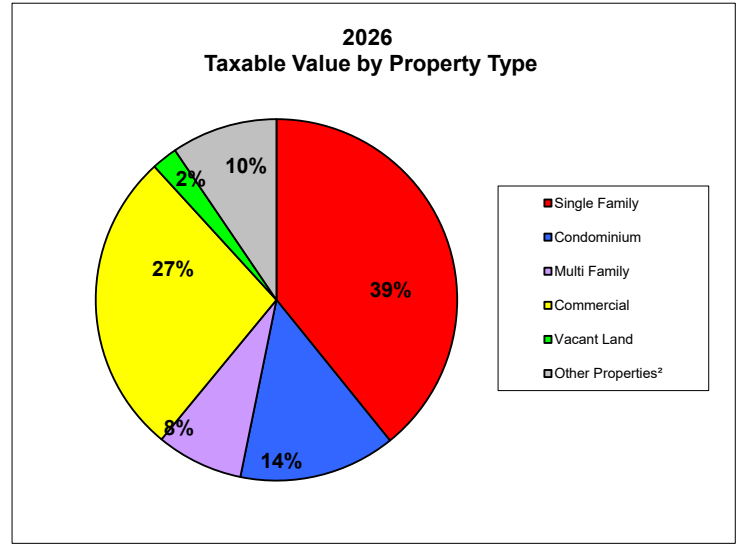
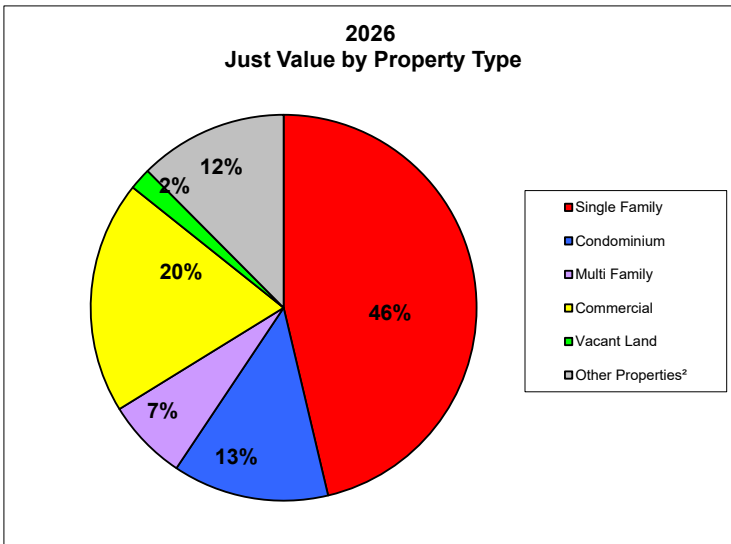


2026 Preliminary Assessment Roll Commission District 1 Summary

Type	Count	2026 Just Value	2026 Assessed	2026 Taxable	2025 Taxable	Change ¹	Pct
Single Family	34,660	13,749,883,523	8,351,193,998	6,791,023,109	6,333,597,925	457,425,184	7.2%
Condominium	16,141	3,884,154,567	2,816,694,420	2,428,499,343	2,340,365,895	88,133,448	3.8%
Multi Family	692	2,027,226,589	1,807,306,143	1,345,673,989	1,426,925,127	-81,251,138	-5.7%
Commercial	1,881	5,796,236,890	4,857,411,338	4,719,545,101	4,452,442,338	267,102,763	6.0%
Vacant Land	1,063	543,543,101	424,897,564	399,631,831	377,023,749	22,608,082	6.0%
Other Properties ²		3,698,307,463	3,161,311,300	1,644,198,510	1,471,904,525	172,293,985	11.7%
Total		29,699,352,133	21,418,814,763	17,328,571,883	16,402,259,559	926,312,324	5.6%

¹Note: Includes New Construction

²Note: Includes Institutional/Government, Personal Property, Centrally Assessed, etc.

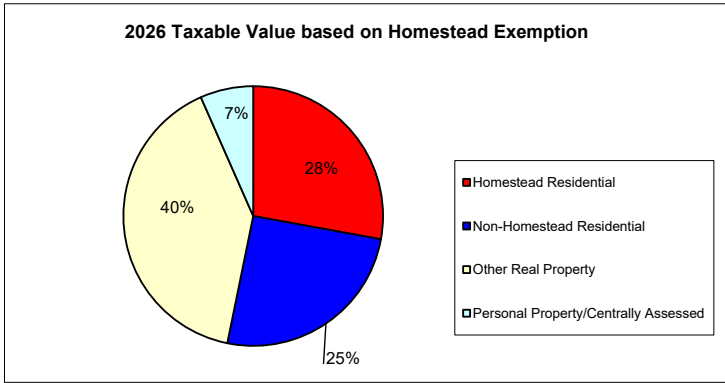


Commission District 1 Homestead Exemption Analysis

	<u>Folios</u>	<u>With Homestead</u>	<u>Pct</u>
Single Family	34,660	26,812	77.4%
Condo	16,141	7,969	49.4%
Total Residential	50,801	34,781	68.5%

2026 Taxable Value Based on Homestead Exemption

Homestead Residential	4,829,156,873
Non-Homestead Residential	4,390,365,579
Other Real Property	6,964,302,609
Personal Property/Centrally Assessed	1,144,746,822



2026 Exemption Data

Property Information

All Real Properties
Residential Properties
Percent Residential of all Properties
Homestead Exemptions
Homestead Percent of all Properties
New Homestead Exemptions
Senior Exemptions
New Senior Exemptions

Parcels

55,407
50,801
91.7%
34,781
62.8%
1,108
2,722
166

**PROPERTY APPRAISER
OF MIAMI-DADE COUNTY**

Preliminary Assessment Roll Value Review - Commission District 2
July 01, 2026

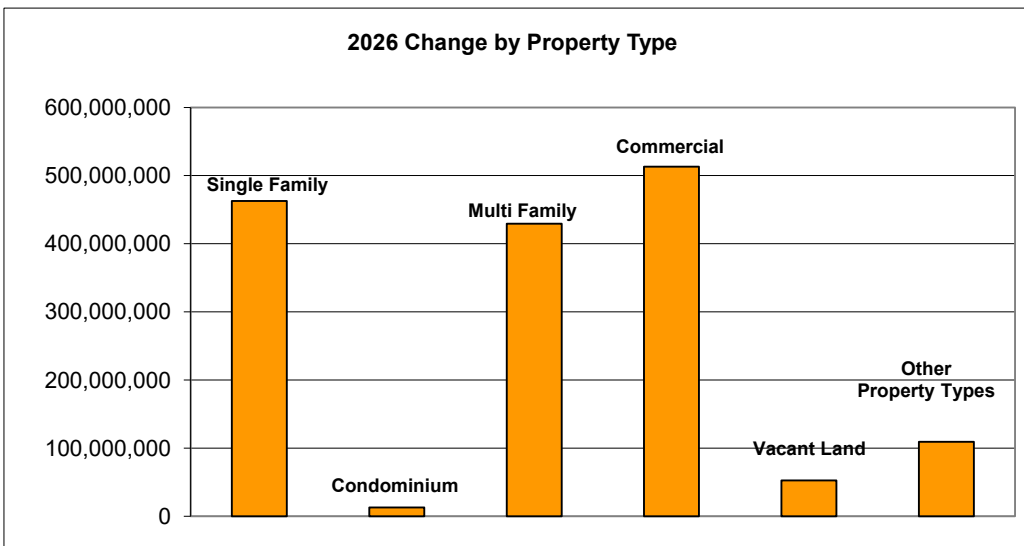
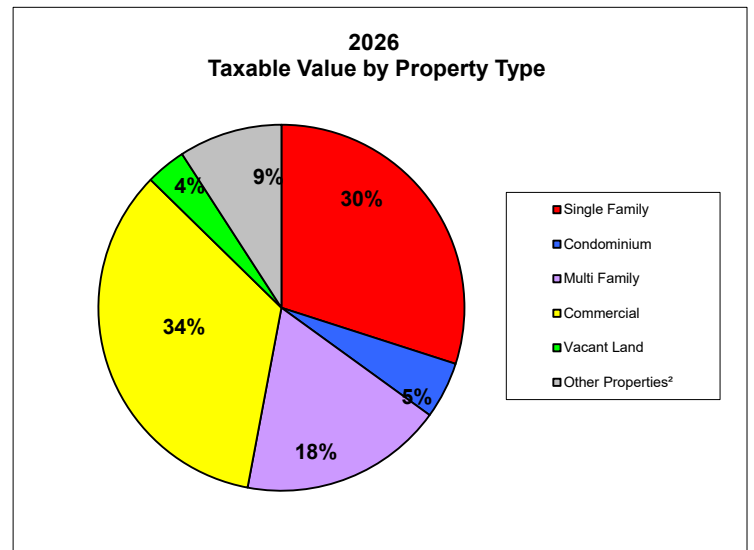
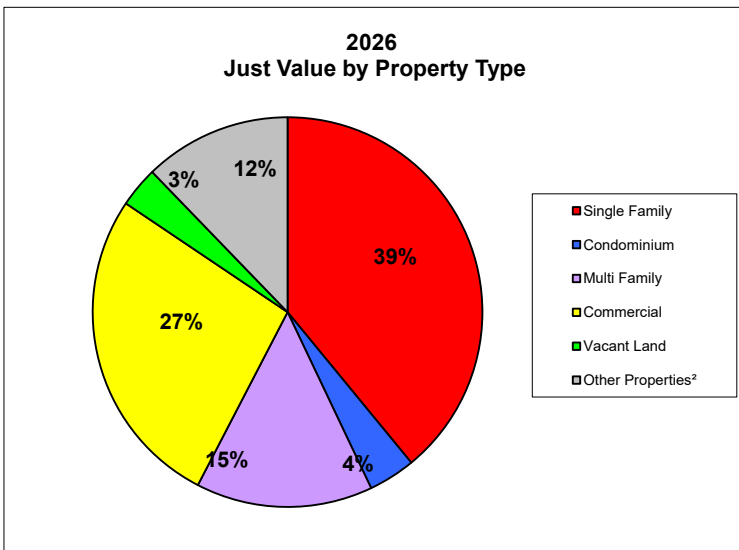


2026 Preliminary Assessment Roll Commission District 2 Summary

Type	Count	2026 Just Value	2026 Assessed	2026 Taxable	2025 Taxable	Change ¹	Pct
Single Family	30,653	12,590,545,979	7,014,712,915	5,804,095,594	5,341,446,211	462,649,383	8.7%
Condominium	7,626	1,255,789,493	1,052,216,252	971,953,828	959,046,506	12,907,322	1.3%
Multi Family	4,822	4,730,688,419	3,832,110,962	3,484,017,146	3,054,687,336	429,329,810	14.1%
Commercial	3,976	8,643,088,146	6,795,901,523	6,656,662,984	6,143,510,403	513,152,581	8.4%
Vacant Land	2,351	1,080,907,921	716,494,425	685,455,785	632,792,256	52,663,529	8.3%
Other Properties ²		3,941,793,511	3,456,139,682	1,769,972,287	1,660,692,092	109,280,195	6.6%
Total		32,242,813,469	22,867,575,759	19,372,157,624	17,792,174,804	1,579,982,820	8.9%

¹Note: Includes New Construction

²Note: Includes Institutional/Government, Personal Property, Centrally Assessed, etc.

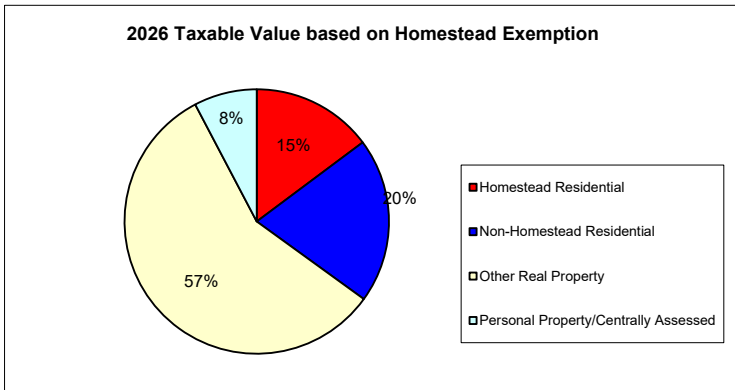


Commission District 2 Homestead Exemption Analysis

	<u>Folios</u>	<u>With Homestead</u>	<u>Pct</u>
Single Family	30,653	21,372	69.7%
Condo	7,626	1,896	24.9%
Total Residential	38,279	23,268	60.8%

2026 Taxable Value Based on Homestead Exemption

Homestead Residential	2,865,405,636
Non-Homestead Residential	3,910,643,786
Other Real Property	11,103,986,624
Personal Property/Centrally Assessed	1,492,121,578



2026 Exemption Data

Property Information

All Real Properties	50,488
All Residential Properties	38,279
Percent Residential of all Properties	75.8%
Homestead Exemptions	23,268
Homestead Percent of all Properties	46.1%
New Homestead Exemptions	828
Senior Exemptions	2,201
New Senior Exemptions	152

Parcels

All Real Properties	50,488
All Residential Properties	38,279
Percent Residential of all Properties	75.8%
Homestead Exemptions	23,268
Homestead Percent of all Properties	46.1%
New Homestead Exemptions	828
Senior Exemptions	2,201
New Senior Exemptions	152

**PROPERTY APPRAISER
OF MIAMI-DADE COUNTY**

Preliminary Assessment Roll Value Review - Commission District 3
July 01, 2026

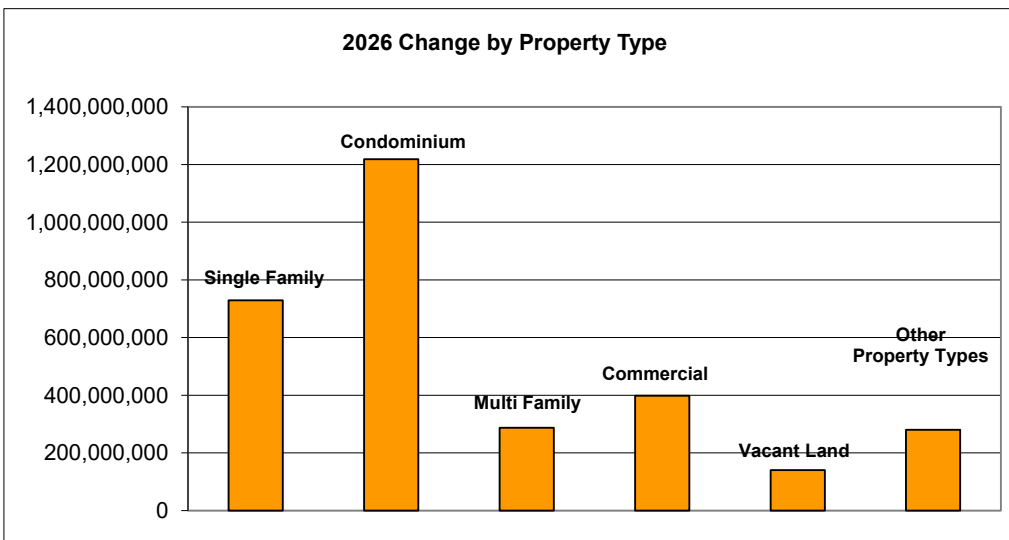
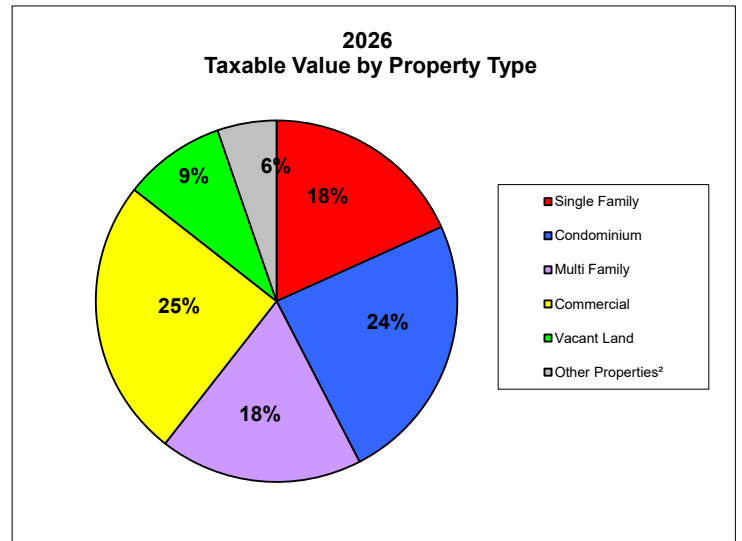
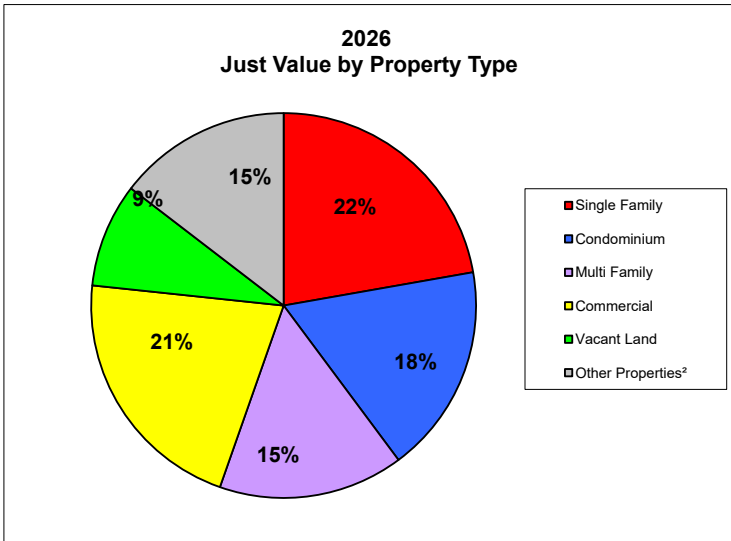


2026 Preliminary Assessment Roll Commission District 3 Summary

Type	Count	2026 Just Value	2026 Assessed	2026 Taxable	2025 Taxable	Change ¹	Pct
Single Family	20,323	14,769,846,192	8,798,572,859	8,081,240,121	7,351,804,776	729,435,345	9.9%
Condominium	21,648	11,687,543,699	10,954,801,753	10,688,998,433	9,470,570,315	1,218,428,118	12.9%
Multi Family	7,310	10,333,590,222	8,745,445,397	8,041,166,686	7,753,911,955	287,254,731	3.7%
Commercial	4,324	14,153,189,271	11,724,237,468	11,067,398,169	10,668,846,558	398,551,611	3.7%
Vacant Land	4,905	5,811,326,245	4,215,129,688	4,042,843,974	3,902,622,910	140,221,064	3.6%
Other Properties ²		9,687,666,265	8,274,339,798	2,341,419,278	2,061,515,282	279,903,996	13.6%
Total		66,443,161,894	52,712,526,963	44,263,066,661	41,209,271,796	3,053,794,865	7.4%

¹Note: Includes New Construction

²Note: Includes Institutional/Government, Personal Property, Centrally Assessed, etc.

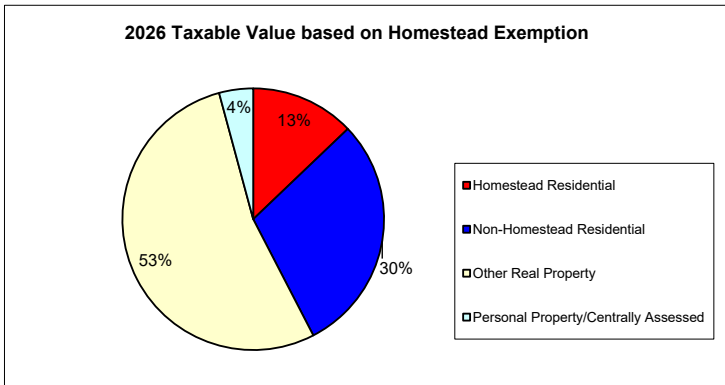


Commission District 3 Homestead Exemption Analysis

	<u>Folios</u>	<u>With Homestead</u>	<u>Pct</u>
Single Family	20,323	12,640	62.2%
Condo	21,648	4,947	22.9%
Total Residential	41,971	17,587	41.9%

2026 Taxable Value Based on Homestead Exemption

Homestead Residential	5,696,980,256
Non-Homestead Residential	13,073,258,298
Other Real Property	23,631,210,421
Personal Property/Centrally Assessed	1,861,617,686



2026 Exemption Data

Property Information

All Real Properties	60,364
All Residential Properties	41,971
Percent Residential of all Properties	69.5%
Homestead Exemptions	17,587
Homestead Percent of all Properties	29.1%
New Homestead Exemptions	936
Senior Exemptions	1,276
New Senior Exemptions	70

Parcels

All Real Properties	60,364
All Residential Properties	41,971
Percent Residential of all Properties	69.5%
Homestead Exemptions	17,587
Homestead Percent of all Properties	29.1%
New Homestead Exemptions	936
Senior Exemptions	1,276
New Senior Exemptions	70

**PROPERTY APPRAISER
OF MIAMI-DADE COUNTY**

Preliminary Assessment Roll Value Review - Commission District 4
July 01, 2026

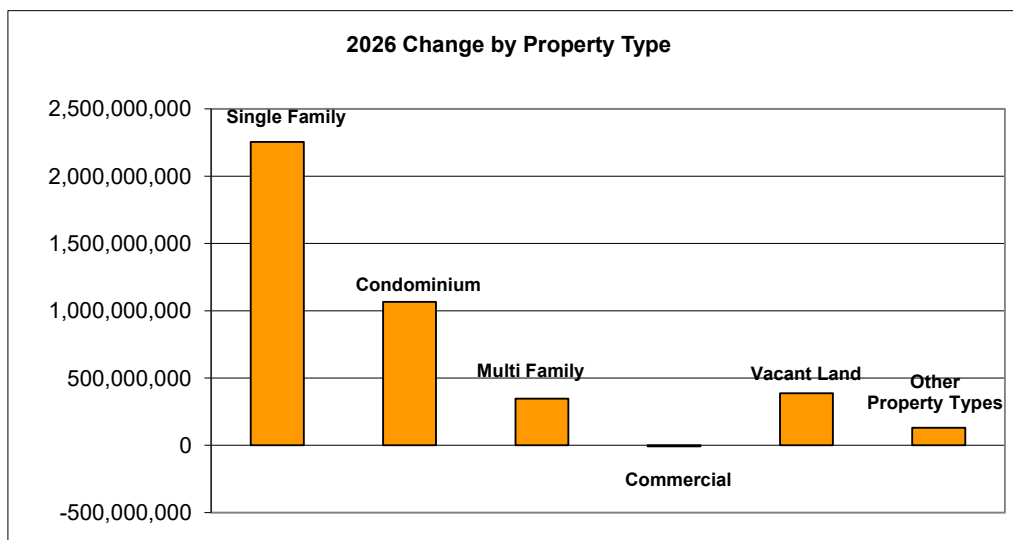
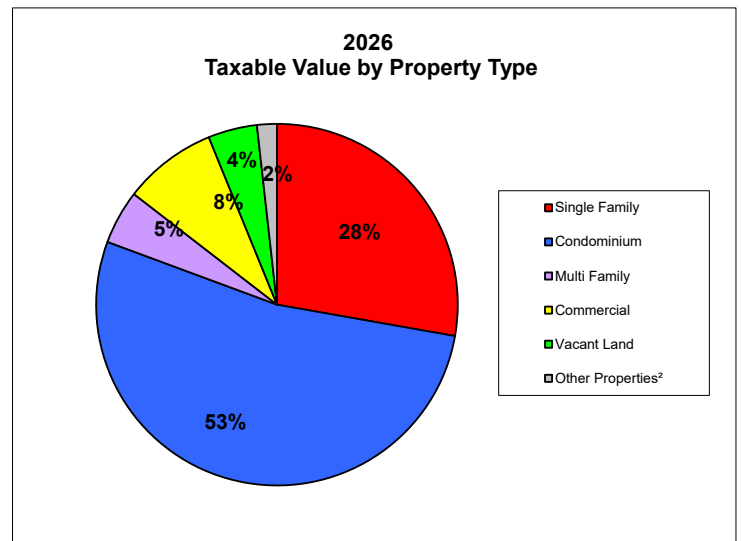
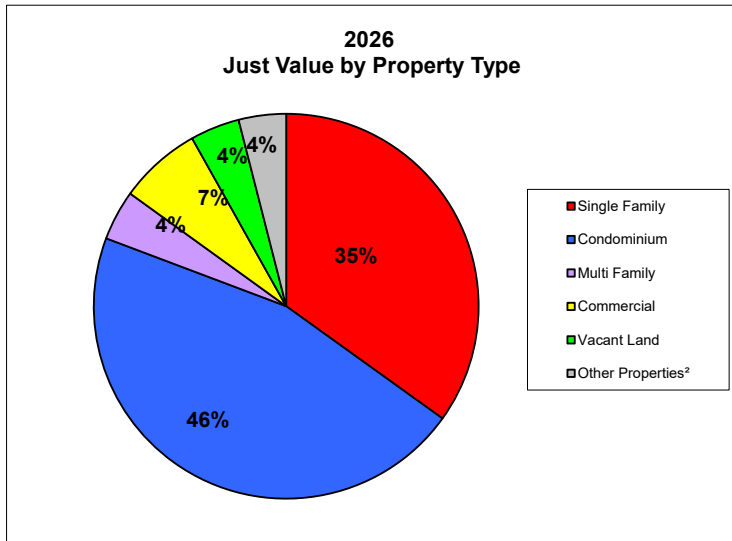


2026 Preliminary Assessment Roll Commission District 4 Summary

Type	Count	2026 Just Value	2026 Assessed	2026 Taxable	2025 Taxable	Change ¹	Pct
Single Family	17,524	43,831,738,454	27,046,442,844	26,299,958,258	24,045,965,758	2,253,992,500	9.4%
Condominium	85,085	57,533,256,318	51,533,052,027	50,052,078,950	48,985,684,350	1,066,394,600	2.2%
Multi Family	1,858	5,289,959,360	4,697,412,341	4,573,556,668	4,226,916,077	346,640,591	8.2%
Commercial	3,346	8,686,007,776	8,065,996,978	7,924,603,212	7,932,809,692	-8,206,480	-0.1%
Vacant Land	2,391	5,204,124,729	4,203,287,361	4,145,115,940	3,757,800,503	387,315,437	10.3%
Other Properties ²		5,001,149,559	4,306,137,144	1,681,945,014	1,551,793,788	130,151,226	8.4%
Total		125,546,236,196	99,852,328,695	94,677,258,042	90,500,970,168	4,176,287,874	4.6%

¹Note: Includes New Construction

²Note: Includes Institutional/Government, Personal Property, Centrally Assessed, etc.

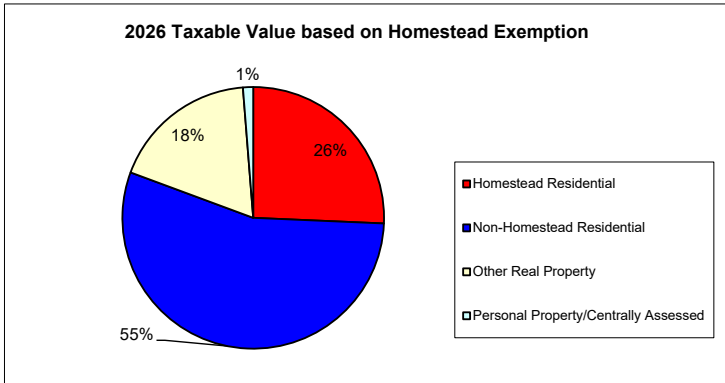


Commission District 4 Homestead Exemption Analysis

	Folios	With Homestead	Pct
Single Family	17,524	12,223	69.8%
Condo	85,085	26,998	31.7%
Total Residential	102,609	39,221	38.2%

2026 Taxable Value Based on Homestead Exemption

Homestead Residential	24,316,958,551
Non-Homestead Residential	52,035,078,657
Other Real Property	17,133,031,844
Personal Property/Centrally Assessed	1,192,188,990



2026 Exemption Data

Property Information

All Real Properties	111,098
All Residential Properties	102,609
Percent Residential of all Properties	92.4%
Homestead Exemptions	39,221
Homestead Percent of all Properties	35.3%
New Homestead Exemptions	1,847
Senior Exemptions	2,547
New Senior Exemptions	135

Parcels

All Real Properties	111,098
All Residential Properties	102,609
Percent Residential of all Properties	92.4%
Homestead Exemptions	39,221
Homestead Percent of all Properties	35.3%
New Homestead Exemptions	1,847
Senior Exemptions	2,547
New Senior Exemptions	135

**PROPERTY APPRAISER
OF MIAMI-DADE COUNTY**

Preliminary Assessment Roll Value Review - Commission District 5
July 01, 2026


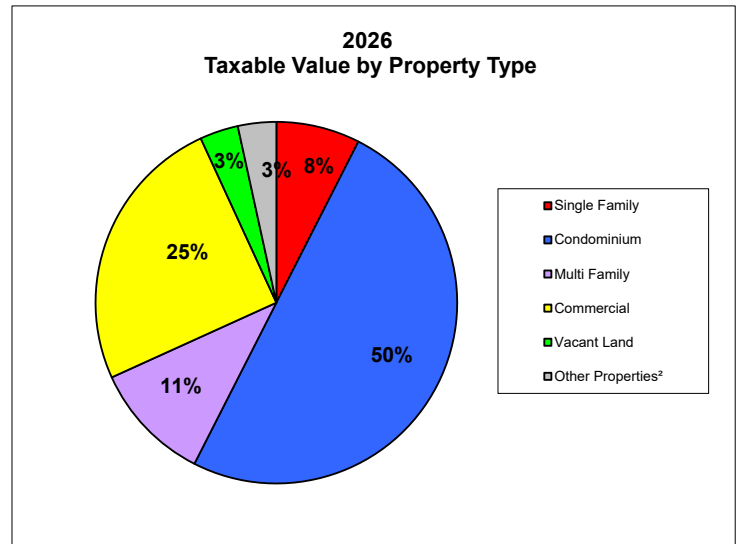
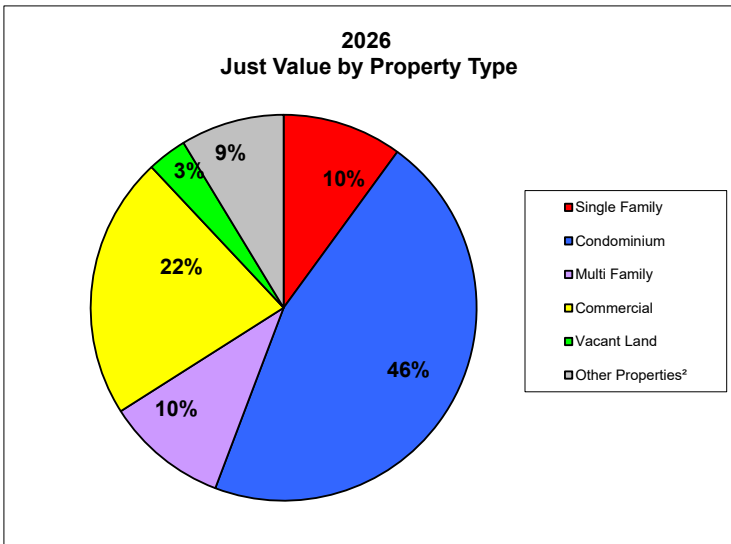


2026 Preliminary Assessment Roll Commission District 5 Summary

Type	Count	2026 Just Value	2026 Assessed	2026 Taxable	2025 Taxable	Change ¹	Pct
Single Family	9,437	10,530,175,738	6,704,301,291	6,279,781,732	5,855,011,132	424,770,600	7.3%
Condominium	66,179	47,998,753,618	42,710,794,980	41,875,713,667	40,419,023,282	1,456,690,385	3.6%
Multi Family	6,896	10,739,443,406	9,391,581,392	8,988,526,343	8,510,772,234	477,754,109	5.6%
Commercial	7,222	23,098,308,475	21,377,116,539	20,866,096,408	21,131,644,120	-265,547,712	-1.3%
Vacant Land	2,389	3,481,783,254	2,975,049,471	2,878,682,100	2,669,791,319	208,890,781	7.8%
Other Properties ²		9,114,412,190	8,364,638,336	2,873,159,932	2,642,618,864	230,541,068	8.7%
Total		104,962,876,681	91,523,482,009	83,761,960,182	81,228,860,951	2,533,099,231	3.1%

¹Note: Includes New Construction

²Note: Includes Institutional/Government, Personal Property, Centrally Assessed, etc.

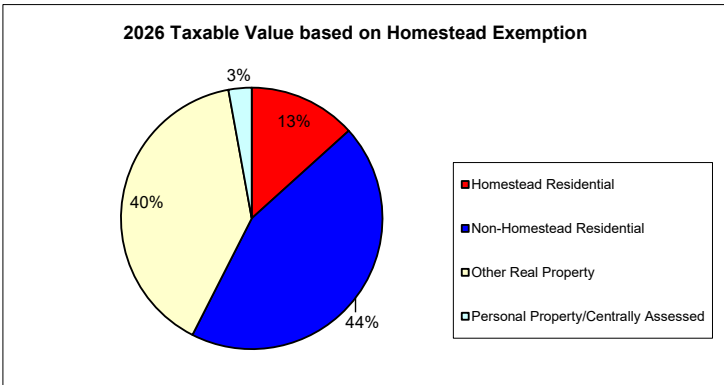


Commission District 5 Homestead Exemption Analysis

	<u>Folios</u>	<u>With Homestead</u>	<u>Pct</u>
Single Family	9,437	6,506	68.9%
Condo	66,179	15,282	23.1%
Total Residential	75,616	21,788	28.8%

2026 Taxable Value Based on Homestead Exemption

Homestead Residential	11,151,148,444
Non-Homestead Residential	37,004,346,955
Other Real Property	33,208,966,949
Personal Property/Centrally Assessed	2,397,497,834



2026 Exemption Data

Property Information

All Real Properties	92,929
All Residential Properties	75,616
Percent Residential of all Properties	81.4%
Homestead Exemptions	21,788
Homestead Percent of all Properties	23.4%
New Homestead Exemptions	1,303
Senior Exemptions	1,920
New Senior Exemptions	71

Parcels

All Real Properties	92,929
All Residential Properties	75,616
Percent Residential of all Properties	81.4%
Homestead Exemptions	21,788
Homestead Percent of all Properties	23.4%
New Homestead Exemptions	1,303
Senior Exemptions	1,920
New Senior Exemptions	71

**PROPERTY APPRAISER
OF MIAMI-DADE COUNTY**

Preliminary Assessment Roll Value Review - Commission District 6
July 01, 2026

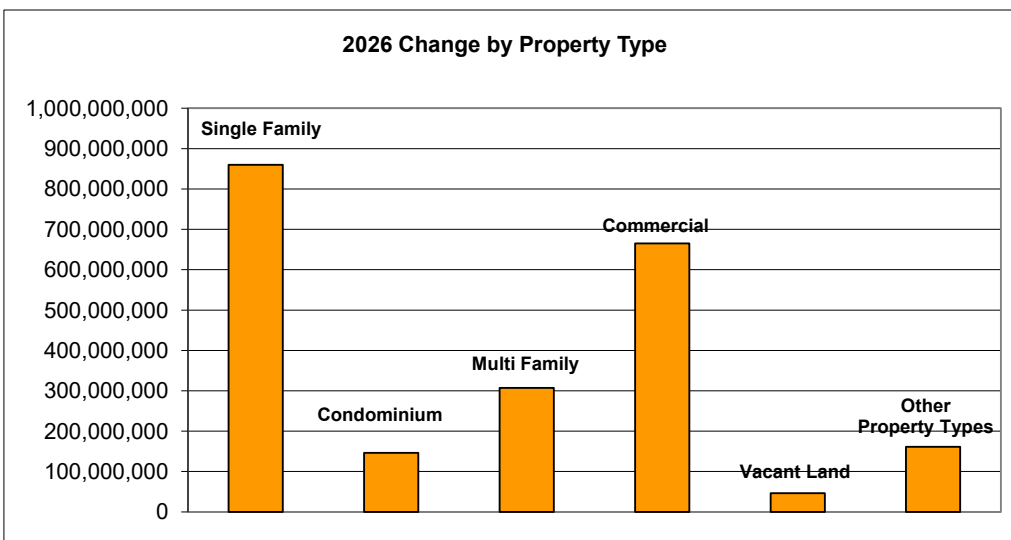
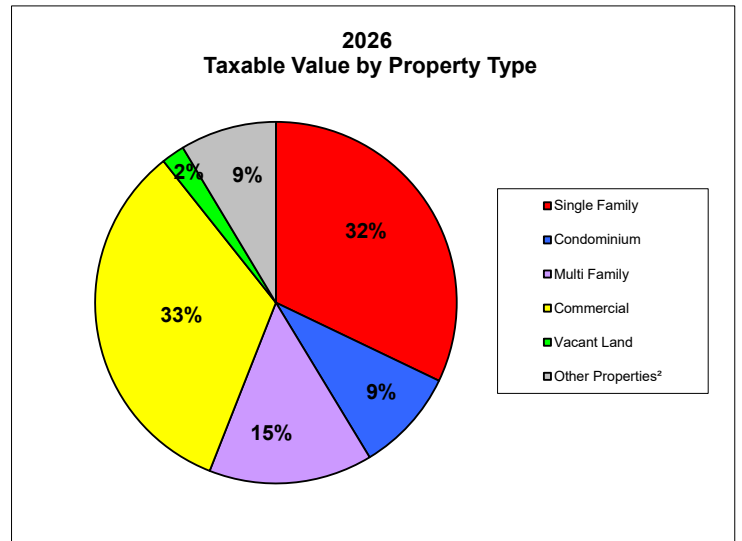
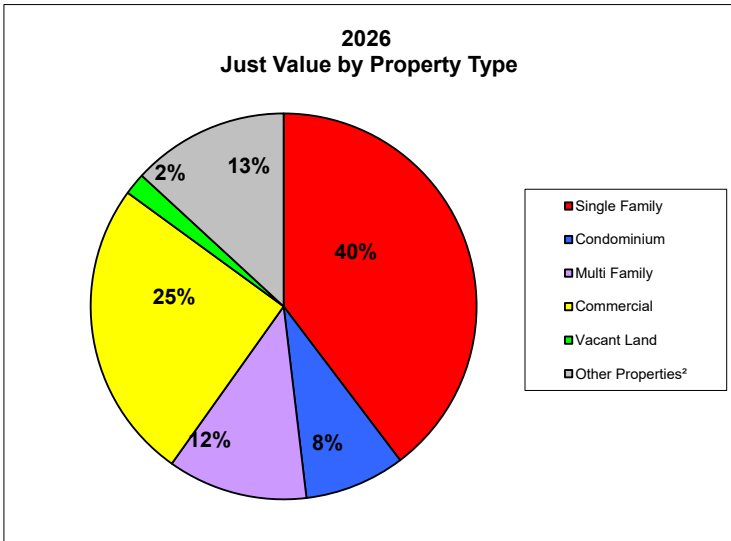


2026 Preliminary Assessment Roll Commission District 6 Summary

Type	Count	2026 Just Value	2026 Assessed	2026 Taxable	2025 Taxable	Change ¹	Pct
Single Family	32,839	23,415,358,442	14,192,855,620	12,583,483,567	11,723,843,347	859,640,220	7.3%
Condominium	16,900	4,973,005,504	3,991,093,323	3,613,556,798	3,467,048,025	146,508,773	4.2%
Multi Family	5,397	6,921,521,755	6,034,977,368	5,739,253,432	5,432,164,134	307,089,298	5.7%
Commercial	6,142	14,861,412,611	13,257,304,482	13,065,877,711	12,400,881,556	664,996,155	5.4%
Vacant Land	1,742	1,079,183,594	871,675,768	814,464,967	767,737,023	46,727,944	6.1%
Other Properties ²		7,756,798,100	7,081,424,558	3,373,821,142	3,212,788,089	161,033,053	5.0%
Total		59,007,280,006	45,429,331,119	39,190,457,617	37,004,462,174	2,185,995,443	5.9%

¹Note: Includes New Construction

²Note: Includes Institutional/Government, Personal Property, Centrally Assessed, etc.

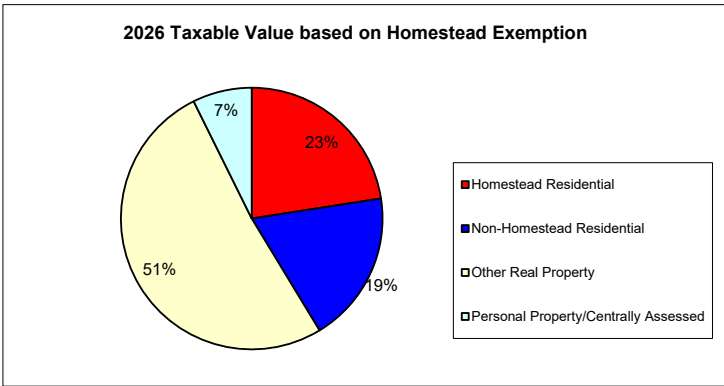


Commission District 6 Homestead Exemption Analysis

	Folios	With Homestead	Pct
Single Family	32,839	24,858	75.7%
Condo	16,900	6,997	41.4%
Total Residential	49,739	31,855	64.0%

2026 Taxable Value Based on Homestead Exemption

Homestead Residential	8,835,530,145
Non-Homestead Residential	7,361,510,220
Other Real Property	20,124,558,005
Personal Property/Centrally Assessed	2,868,859,247



2026 Exemption Data

Property Information

All Real Properties	64,092
All Residential Properties	49,739
Percent Residential of all Properties	77.6%
Homestead Exemptions	31,855
Homestead Percent of all Properties	49.7%
New Homestead Exemptions	1,047
Senior Exemptions	4,060
New Senior Exemptions	178

Parcels

All Real Properties	64,092
All Residential Properties	49,739
Percent Residential of all Properties	77.6%
Homestead Exemptions	31,855
Homestead Percent of all Properties	49.7%
New Homestead Exemptions	1,047
Senior Exemptions	4,060
New Senior Exemptions	178

**PROPERTY APPRAISER
OF MIAMI-DADE COUNTY**

Preliminary Assessment Roll Value Review - Commission District 7
July 01, 2026

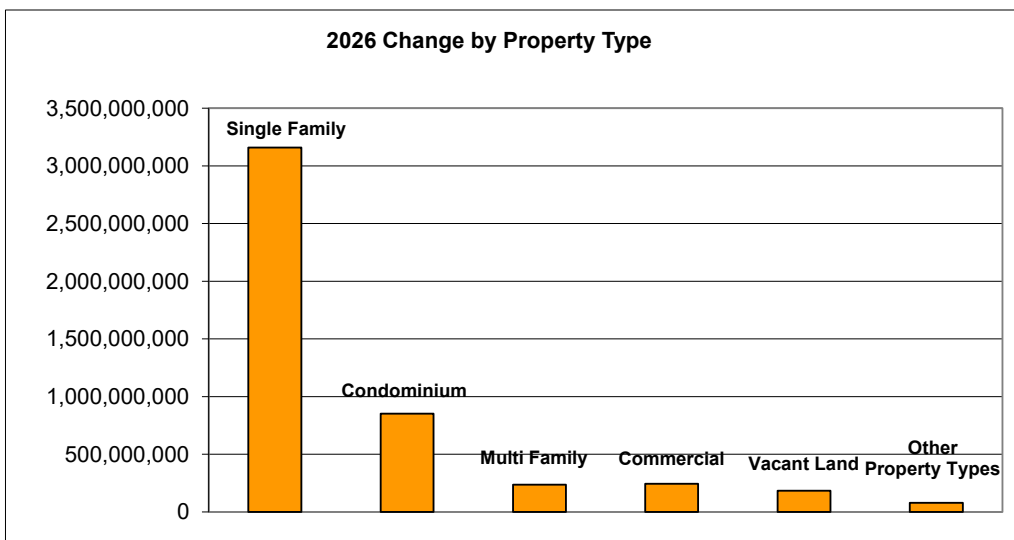
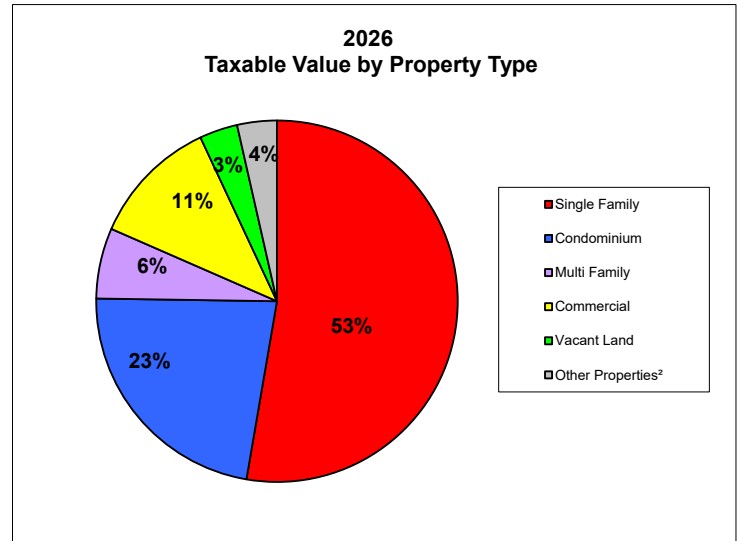
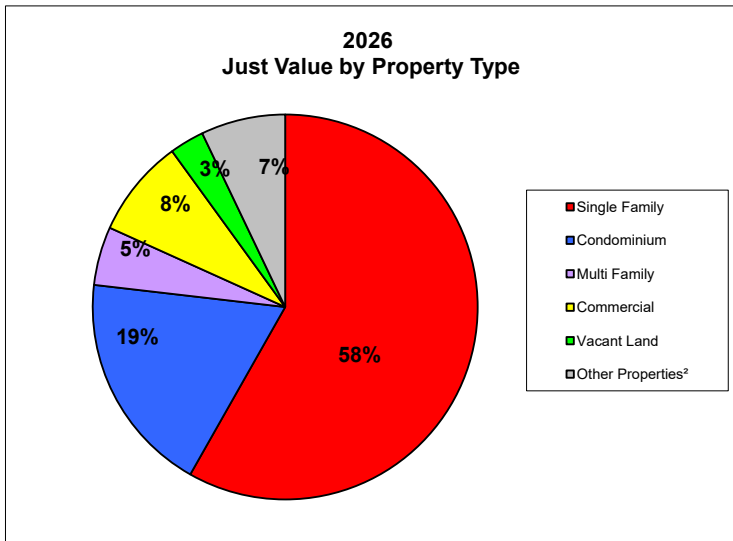


2026 Preliminary Assessment Roll Commission District 7 Summary

Type	Count	2026 Just Value	2026 Assessed	2026 Taxable	2025 Taxable	Change ¹	Pct
Single Family	39,186	70,859,193,968	43,587,076,797	41,638,695,530	38,480,700,945	3,157,994,585	8.2%
Condominium	31,734	22,674,568,420	18,534,590,618	17,805,107,950	16,954,018,256	851,089,694	5.0%
Multi Family	3,472	5,984,118,528	5,097,906,792	4,990,251,366	4,753,729,092	236,522,274	5.0%
Commercial	3,537	10,046,433,438	9,394,867,709	9,078,307,730	8,835,114,870	243,192,860	2.8%
Vacant Land	2,859	3,536,423,697	2,820,160,407	2,692,026,046	2,507,900,666	184,125,380	7.3%
Other Properties ²		8,631,876,723	7,848,671,579	2,802,884,410	2,723,748,698	79,135,712	2.9%
Total		121,732,614,774	87,283,273,902	79,007,273,032	74,255,212,527	4,752,060,505	6.4%

¹Note: Includes New Construction

²Note: Includes Institutional/Government, Personal Property, Centrally Assessed, etc.

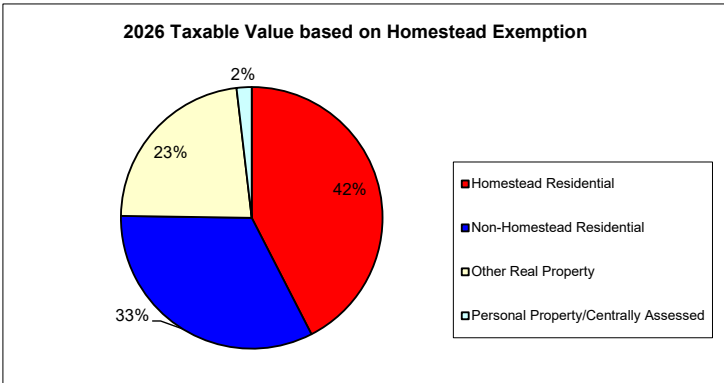


Commission District 7 Homestead Exemption Analysis

	Folios	With Homestead	Pct
Single Family	39,186	31,632	80.7%
Condo	31,734	13,109	41.3%
Total Residential	70,920	44,741	63.1%

2026 Taxable Value Based on Homestead Exemption

Homestead Residential	33,540,701,859
Non-Homestead Residential	25,903,101,621
Other Real Property	18,093,768,568
Personal Property/Centrally Assessed	1,469,700,984



2026 Exemption Data

Property Information

All Real Properties	82,027
All Residential Properties	70,920
Percent Residential of all Properties	86.5%
Homestead Exemptions	44,741
Homestead Percent of all Properties	54.5%
New Homestead Exemptions	1,711
Senior Exemptions	1,861
New Senior Exemptions	83

Parcels

All Real Properties	82,027
All Residential Properties	70,920
Percent Residential of all Properties	86.5%
Homestead Exemptions	44,741
Homestead Percent of all Properties	54.5%
New Homestead Exemptions	1,711
Senior Exemptions	1,861
New Senior Exemptions	83

**PROPERTY APPRAISER
OF MIAMI-DADE COUNTY**

Preliminary Assessment Roll Value Review - Commission District 8
July 01, 2026

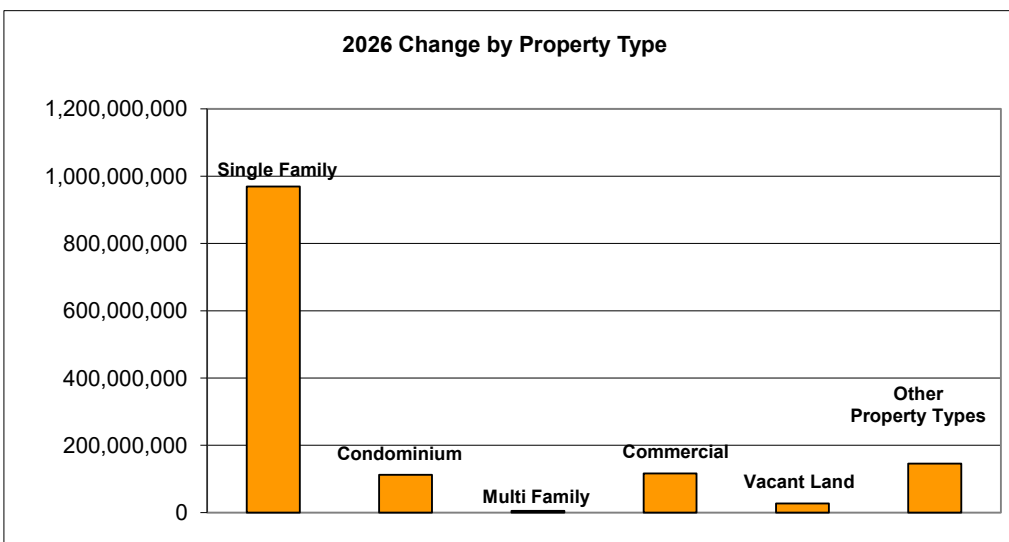
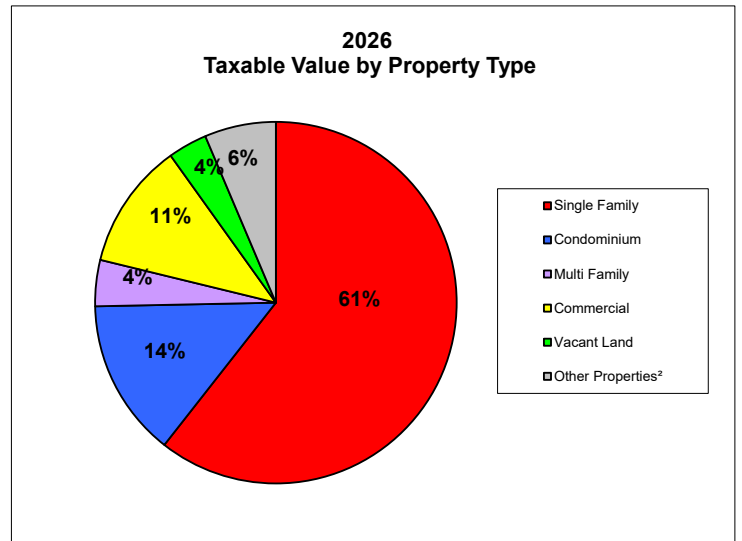
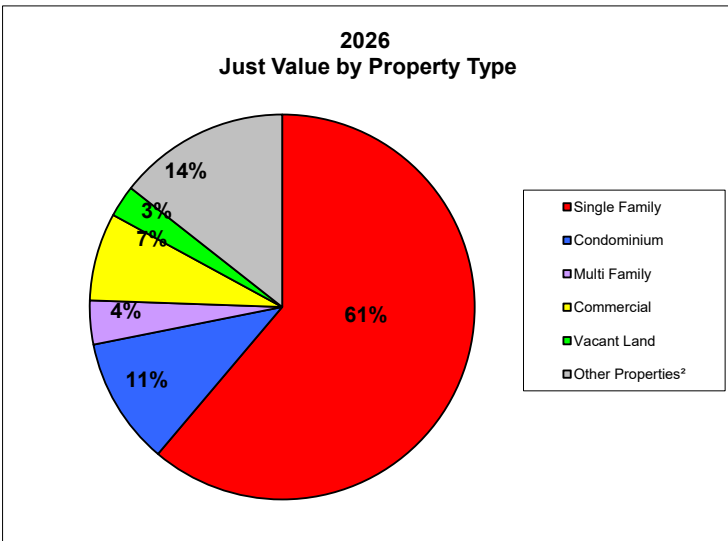


2026 Preliminary Assessment Roll Commission District 8 Summary

Type	Count	2026 Just Value	2026 Assessed	2026 Taxable	2025 Taxable	Change ¹	Pct
Single Family	47,395	27,374,363,264	17,778,848,271	15,430,055,799	14,460,761,646	969,294,153	6.7%
Condominium	16,485	4,788,683,163	4,018,272,761	3,589,505,331	3,476,951,455	112,553,876	3.2%
Multi Family	1,128	1,647,388,302	1,429,374,894	1,051,439,858	1,046,240,610	5,199,248	0.5%
Commercial	1,293	3,306,024,473	2,942,945,147	2,879,153,224	2,763,143,198	116,010,026	4.2%
Vacant Land	2,842	1,193,910,713	949,525,331	893,345,743	866,466,975	26,878,768	3.1%
Other Properties ²		6,443,588,059	3,336,896,629	1,625,073,728	1,479,517,342	145,556,386	9.8%
Total		44,753,957,974	30,455,863,033	25,468,573,683	24,093,081,226	1,375,492,457	5.7%

¹Note: Includes New Construction

²Note: Includes Institutional/Government, Personal Property, Centrally Assessed, etc.

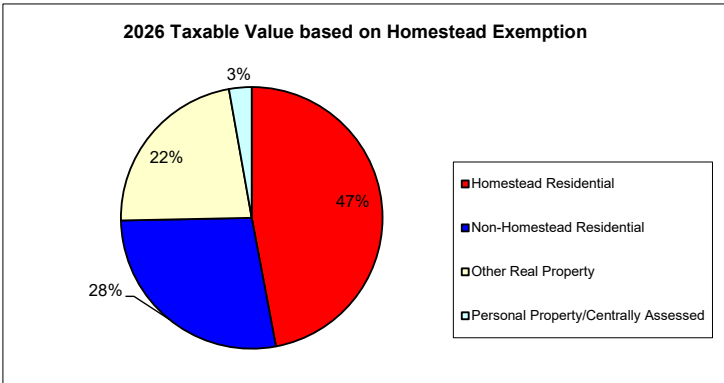


Commission District 8 Homestead Exemption Analysis

	Folios	With Homestead	Pct
Single Family	47,395	37,601	79.3%
Condo	16,485	7,904	47.9%
Total Residential	63,880	45,505	71.2%

2026 Taxable Value Based on Homestead Exemption

Homestead Residential	11,978,735,779
Non-Homestead Residential	7,040,825,351
Other Real Property	5,737,321,954
Personal Property/Centrally Assessed	711,690,599



2026 Exemption Data

Property Information

All Real Properties	74,949
All Residential Properties	63,880
Percent Residential of all Properties	85.2%
Homestead Exemptions	45,505
Homestead Percent of all Properties	60.7%
New Homestead Exemptions	2,242
Senior Exemptions	1,719
New Senior Exemptions	121

Parcels

All Real Properties	74,949
All Residential Properties	63,880
Percent Residential of all Properties	85.2%
Homestead Exemptions	45,505
Homestead Percent of all Properties	60.7%
New Homestead Exemptions	2,242
Senior Exemptions	1,719
New Senior Exemptions	121

**PROPERTY APPRAISER
OF MIAMI-DADE COUNTY**

Preliminary Assessment Roll Value Review - Commission District 9
July 01, 2026

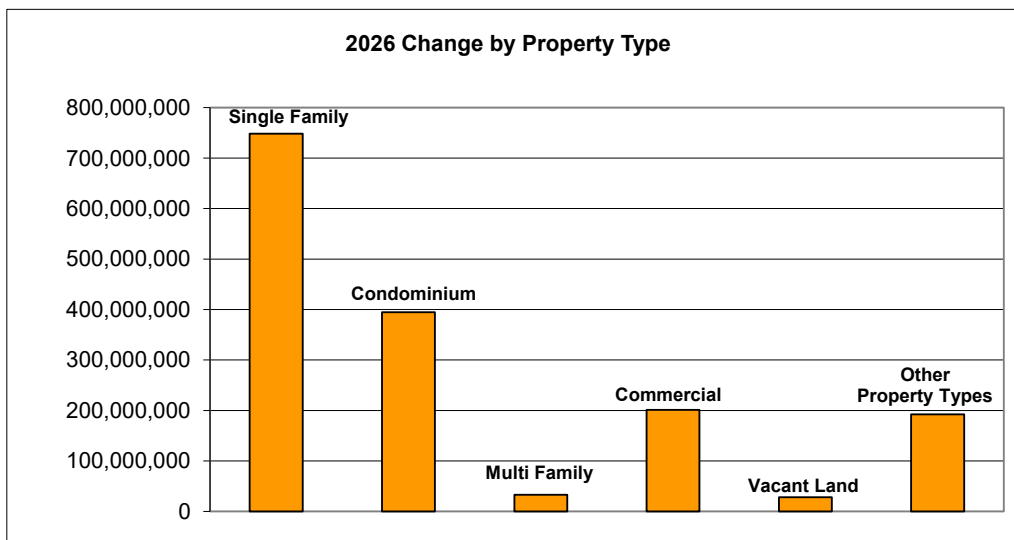
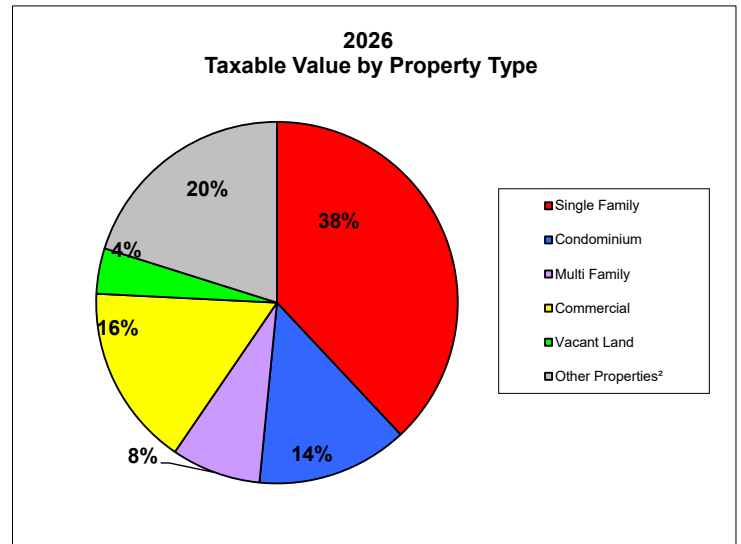
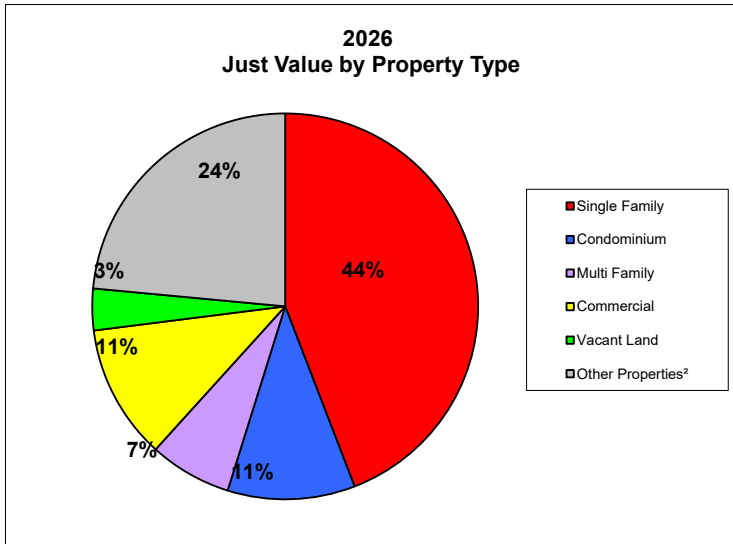


2026 Preliminary Assessment Roll Commission District 9 Summary

Type	Count	2026 Just Value	2026 Assessed	2026 Taxable	2025 Taxable	Change ¹	Pct
Single Family	39,565	17,816,647,599	10,891,745,134	9,122,362,232	8,374,012,075	748,350,157	8.9%
Condominium	16,756	4,310,402,763	3,617,704,871	3,247,736,543	2,853,321,958	394,414,585	13.8%
Multi Family	1,176	2,782,601,065	2,546,861,301	1,918,815,908	1,886,022,058	32,793,850	1.7%
Commercial	3,938	4,554,553,916	3,966,153,172	3,897,601,639	3,696,481,887	201,119,752	5.4%
Vacant Land	7,809	1,405,946,719	1,019,091,396	975,756,832	947,437,792	28,319,040	3.0%
Other Properties ²		9,490,127,532	7,012,234,353	4,833,473,363	4,641,089,402	192,383,961	4.1%
Total		40,360,279,594	29,053,790,227	23,995,746,517	22,398,365,172	1,597,381,345	7.1%

¹Note: Includes New Construction

²Note: Includes Institutional/Government, Personal Property, Centrally Assessed, etc.

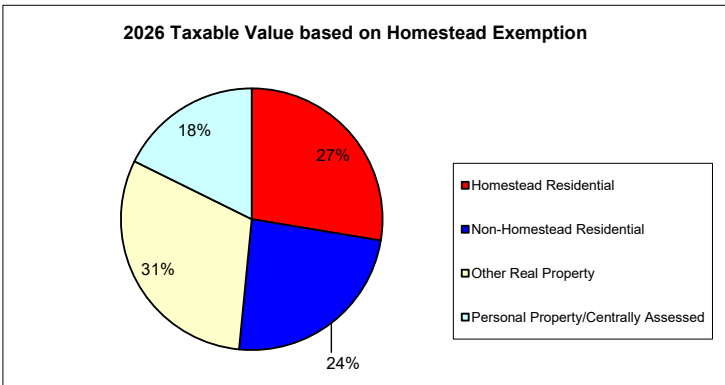


Commission District 9 Homestead Exemption Analysis

	<u>Folios</u>	<u>With Homestead</u>	<u>Pct</u>
Single Family	39,565	30,157	76.2%
Condo	16,756	6,933	41.4%
Total Residential	56,321	37,090	65.9%

2026 Taxable Value Based on Homestead Exemption

Homestead Residential	6,625,974,624
Non-Homestead Residential	5,744,124,151
Other Real Property	7,378,678,504
Personal Property/Centrally Assessed	4,246,969,238



2026 Exemption Data

Property Information

All Real Properties	81,642
All Residential Properties	56,321
Percent Residential of all Properties	69.0%
Homestead Exemptions	37,090
Homestead Percent of all Properties	45.4%
New Homestead Exemptions	2,108
Senior Exemptions	2,442
New Senior Exemptions	168

Parcels

All Real Properties	81,642
All Residential Properties	56,321
Percent Residential of all Properties	69.0%
Homestead Exemptions	37,090
Homestead Percent of all Properties	45.4%
New Homestead Exemptions	2,108
Senior Exemptions	2,442
New Senior Exemptions	168

**PROPERTY APPRAISER
OF MIAMI-DADE COUNTY**

Preliminary Assessment Roll Value Review - Commission District 10
July 01, 2026

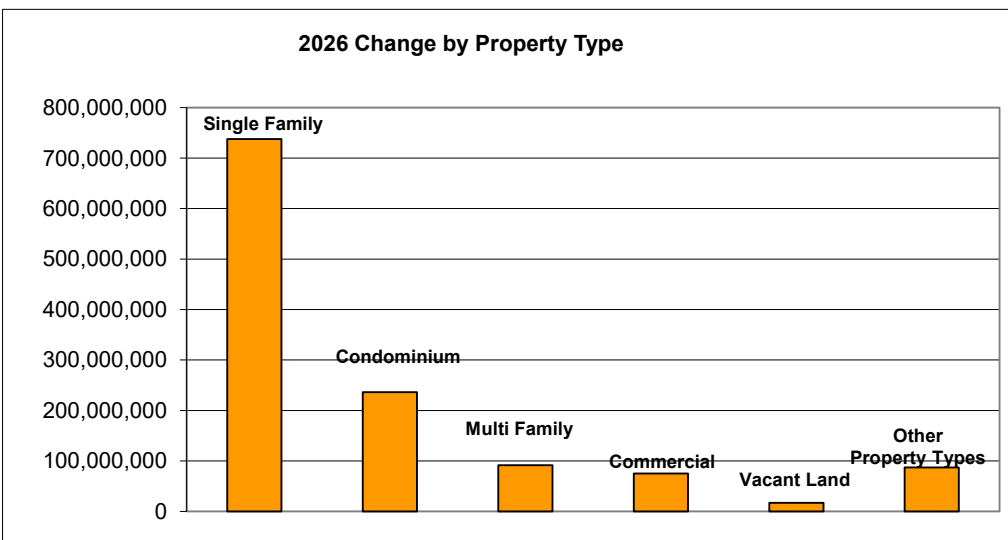
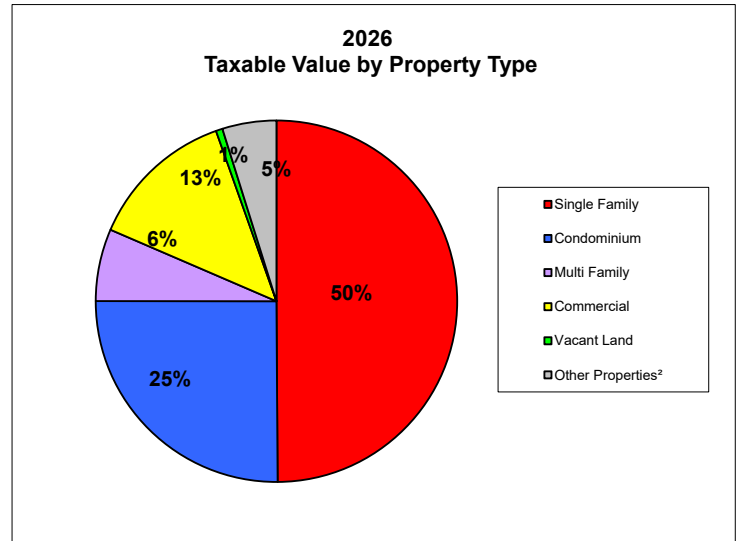
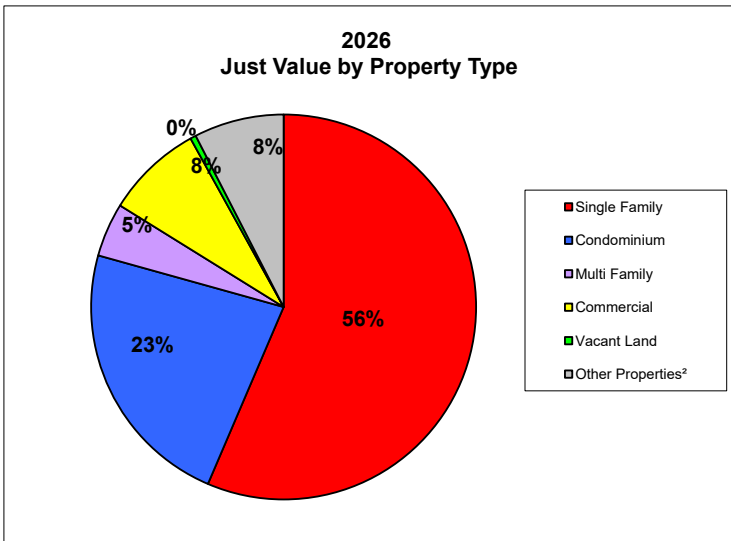


2026 Preliminary Assessment Roll Commission District 10 Summary

Type	Count	2026 Just Value	2026 Assessed	2026 Taxable	2025 Taxable	Change ¹	Pct
Single Family	35,185	21,845,105,561	13,029,814,234	11,234,921,979	10,497,084,177	737,837,802	7.0%
Condominium	32,379	8,858,820,014	6,561,709,717	5,654,867,954	5,418,759,193	236,108,761	4.4%
Multi Family	884	1,748,925,618	1,487,064,292	1,454,547,479	1,362,913,039	91,634,440	6.7%
Commercial	985	3,147,336,199	2,997,050,892	2,949,217,906	2,874,243,982	74,973,924	2.6%
Vacant Land	740	186,449,081	155,690,618	133,742,014	116,588,097	17,153,917	14.7%
Other Properties ²		2,922,323,421	2,402,726,160	1,088,472,260	1,001,195,061	87,277,199	8.7%
Total		38,708,959,894	26,634,055,913	22,515,769,592	21,270,783,549	1,244,986,043	5.9%

¹Note: Includes New Construction

²Note: Includes Institutional/Government, Personal Property, Centrally Assessed, etc.

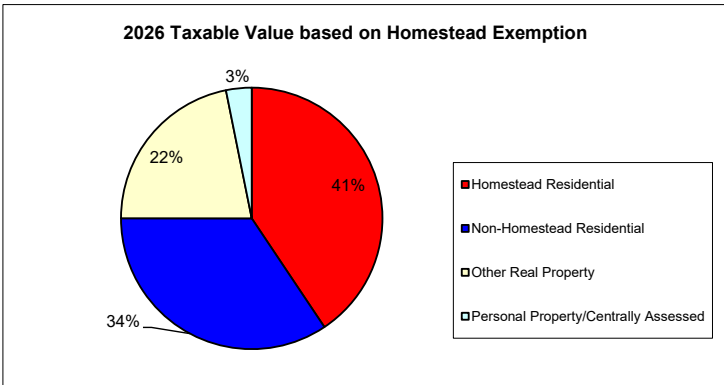


Commission District 10 Homestead Exemption Analysis

	<u>Folios</u>	<u>With Homestead</u>	<u>Pct</u>
Single Family	35,185	28,688	81.5%
Condo	32,379	15,831	48.9%
Total Residential	67,564	44,519	65.9%

2026 Taxable Value Based on Homestead Exemption

Homestead Residential	9,144,794,936
Non-Homestead Residential	7,744,994,997
Other Real Property	4,913,283,473
Personal Property/Centrally Assessed	712,696,186



2026 Exemption Data

Property Information

All Real Properties	70,972
All Residential Properties	67,564
Percent Residential of all Properties	95.2%
Homestead Exemptions	44,519
Homestead Percent of all Properties	62.7%
New Homestead Exemptions	1,305
Senior Exemptions	5,136
New Senior Exemptions	174

Parcels

All Real Properties	70,972
All Residential Properties	67,564
Percent Residential of all Properties	95.2%
Homestead Exemptions	44,519
Homestead Percent of all Properties	62.7%
New Homestead Exemptions	1,305
Senior Exemptions	5,136
New Senior Exemptions	174

**PROPERTY APPRAISER
OF MIAMI-DADE COUNTY**

Preliminary Assessment Roll Value Review - Commission District 11
July 01, 2026

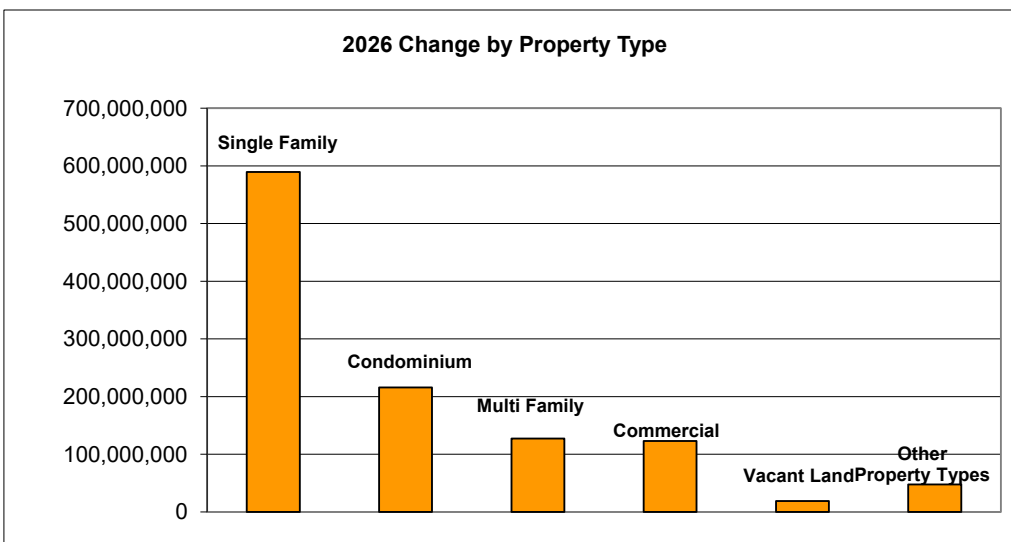
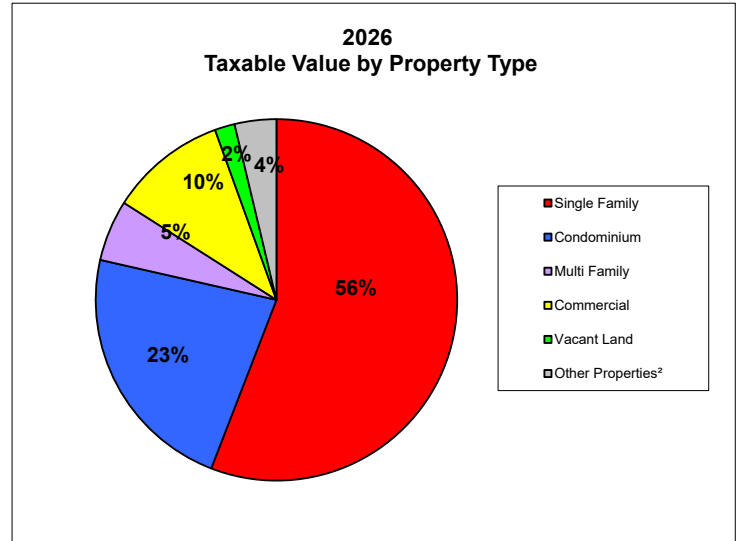
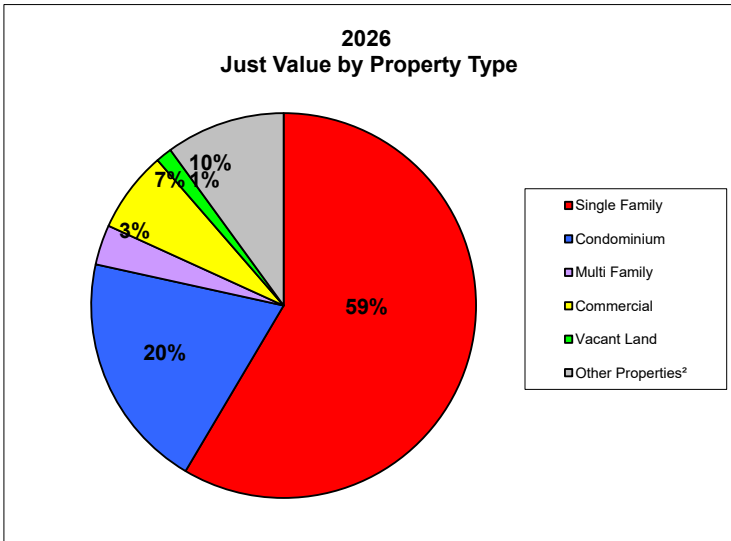


2026 Preliminary Assessment Roll Commission District 11 Summary

Type	Count	2026 Just Value	2026 Assessed	2026 Taxable	2025 Taxable	Change ¹	Pct
Single Family	37,081	21,474,623,692	13,630,202,382	11,814,717,585	11,225,133,602	589,583,983	5.3%
Condominium	24,068	7,313,387,608	5,488,837,359	4,793,115,289	4,577,162,675	215,952,614	4.7%
Multi Family	64	1,234,276,181	1,157,227,353	1,156,245,544	1,028,931,044	127,314,500	12.4%
Commercial	1,641	2,504,967,377	2,247,179,023	2,212,009,428	2,088,959,410	123,050,018	5.9%
Vacant Land	2,089	497,657,636	397,234,932	377,359,895	358,300,766	19,059,129	5.3%
Other Properties ²		3,675,618,008	2,710,237,206	789,018,477	741,290,223	47,728,254	6.4%
Total		36,700,530,502	25,630,918,255	21,142,466,218	20,019,777,720	1,122,688,498	5.6%

¹Note: Includes New Construction

²Note: Includes Institutional/Government, Personal Property, Centrally Assessed, etc.

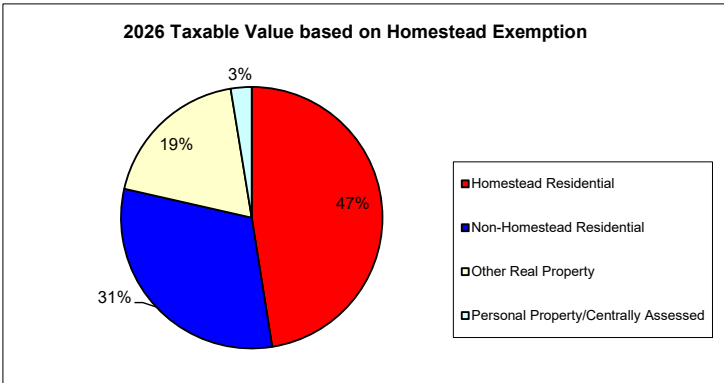


Commission District 11 Homestead Exemption Analysis

	Folios	With Homestead	Pct
Single Family	37,081	30,803	83.1%
Condo	24,068	12,387	51.5%
Total Residential	61,149	43,190	70.6%

2026 Taxable Value Based on Homestead Exemption

Homestead Residential	10,041,643,543
Non-Homestead Residential	6,566,189,331
Other Real Property	3,988,806,458
Personal Property/Centrally Assessed	545,826,886



2026 Exemption Data

Property Information

All Real Properties	73,921
All Residential Properties	61,149
Percent Residential of all Properties	82.7%
Homestead Exemptions	43,190
Homestead Percent of all Properties	58.4%
New Homestead Exemptions	1,307
Senior Exemptions	2,968
New Senior Exemptions	120

Parcels

All Real Properties	73,921
All Residential Properties	61,149
Percent Residential of all Properties	82.7%
Homestead Exemptions	43,190
Homestead Percent of all Properties	58.4%
New Homestead Exemptions	1,307
Senior Exemptions	2,968
New Senior Exemptions	120

**PROPERTY APPRAISER
OF MIAMI-DADE COUNTY**

Preliminary Assessment Roll Value Review - Commission District 12
July 01, 2026

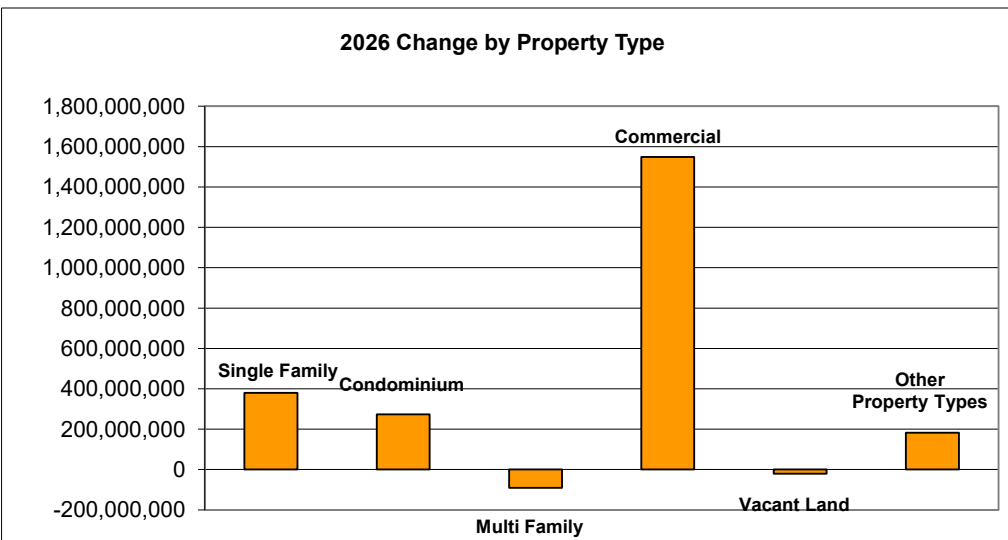
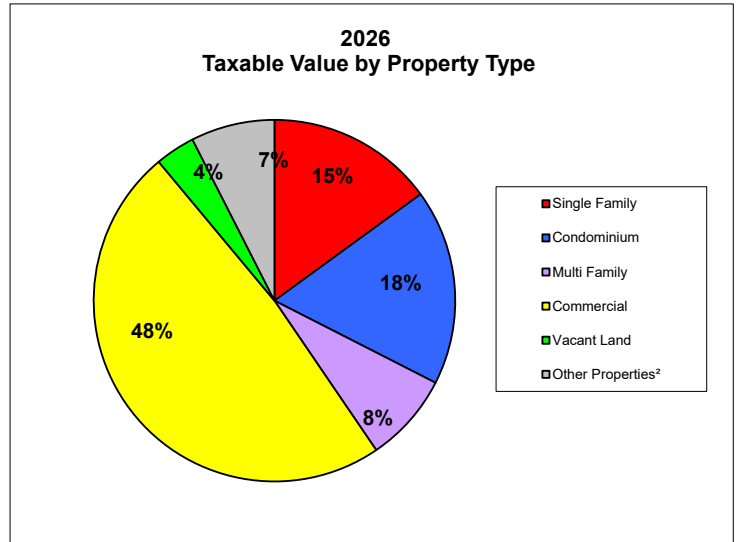
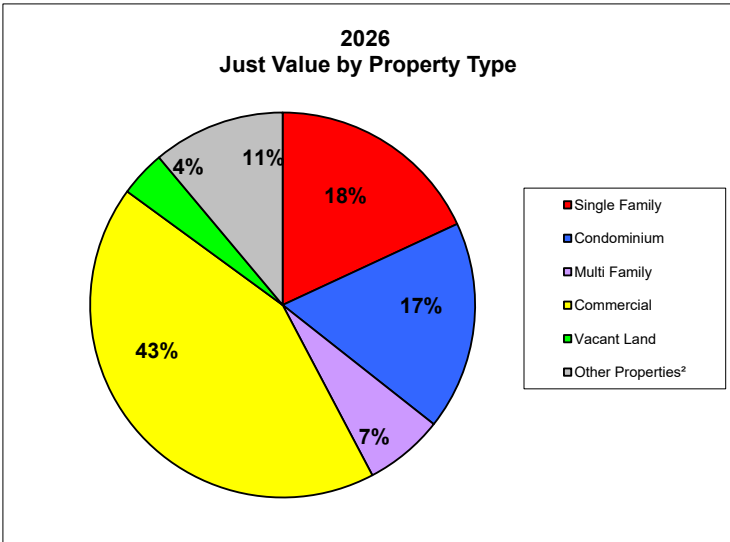


2026 Preliminary Assessment Roll Commission District 12 Summary

Type	Count	2026 Just Value	2026 Assessed	2026 Taxable	2025 Taxable	Change ¹	Pct
Single Family	19,217	12,022,100,196	8,322,992,206	7,429,752,863	7,049,330,454	380,422,409	5.4%
Condominium	36,223	11,663,913,700	9,544,173,612	8,692,047,238	8,419,047,601	272,999,637	3.2%
Multi Family	657	4,421,598,416	4,176,043,111	3,957,055,782	4,047,016,225	-89,960,443	-2.2%
Commercial	7,123	28,428,633,094	24,444,892,030	24,035,635,740	22,487,365,191	1,548,270,549	6.9%
Vacant Land	4,363	2,563,444,196	1,831,921,384	1,769,398,883	1,789,957,546	-20,558,663	-1.1%
Other Properties ²		7,381,179,643	6,506,934,141	3,715,802,604	3,533,333,633	182,468,971	5.2%
Total		66,480,869,245	54,826,956,484	49,599,693,110	47,326,050,650	2,273,642,460	4.8%

¹Note: Includes New Construction

²Note: Includes Institutional/Government, Personal Property, Centrally Assessed, etc.

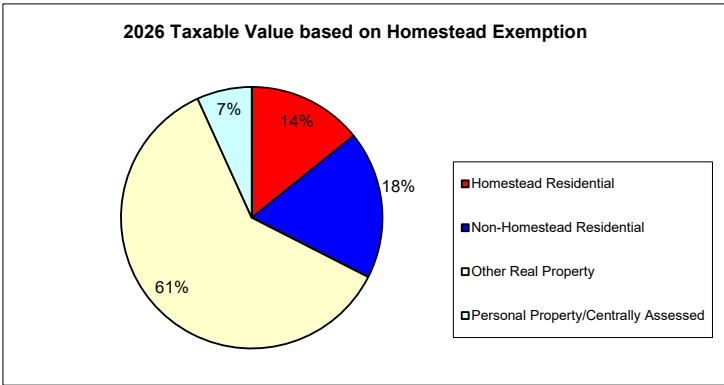


Commission District 12 Homestead Exemption Analysis

	Folios	With Homestead	Pct
Single Family	19,217	14,696	76.5%
Condo	36,223	15,783	43.6%
Total Residential	55,440	30,479	55.0%

2026 Taxable Value Based on Homestead Exemption

Homestead Residential	7,047,760,446
Non-Homestead Residential	9,074,039,655
Other Real Property	30,108,444,005
Personal Property/Centrally Assessed	3,369,449,004



2026 Exemption Data

Property Information

All Real Properties	70,333
All Residential Properties	55,440
Percent Residential of all Properties	78.8%
Homestead Exemptions	30,479
Homestead Percent of all Properties	43.3%
New Homestead Exemptions	1,088
Senior Exemptions	2,605
New Senior Exemptions	135

Parcels

All Real Properties	70,333
All Residential Properties	55,440
Percent Residential of all Properties	78.8%
Homestead Exemptions	30,479
Homestead Percent of all Properties	43.3%
New Homestead Exemptions	1,088
Senior Exemptions	2,605
New Senior Exemptions	135

**PROPERTY APPRAISER
OF MIAMI-DADE COUNTY**

Preliminary Assessment Roll Value Review - Commission District 13
July 01, 2026

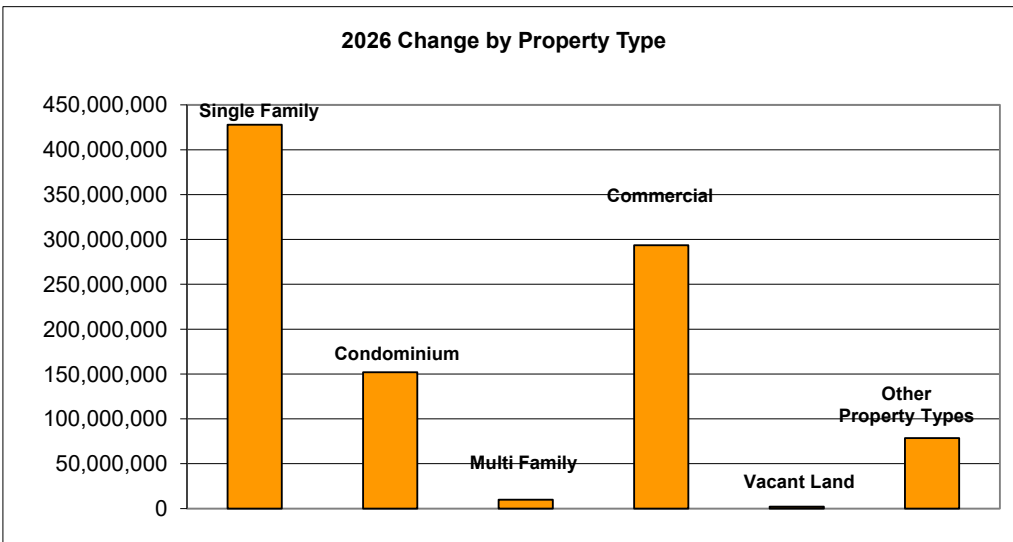
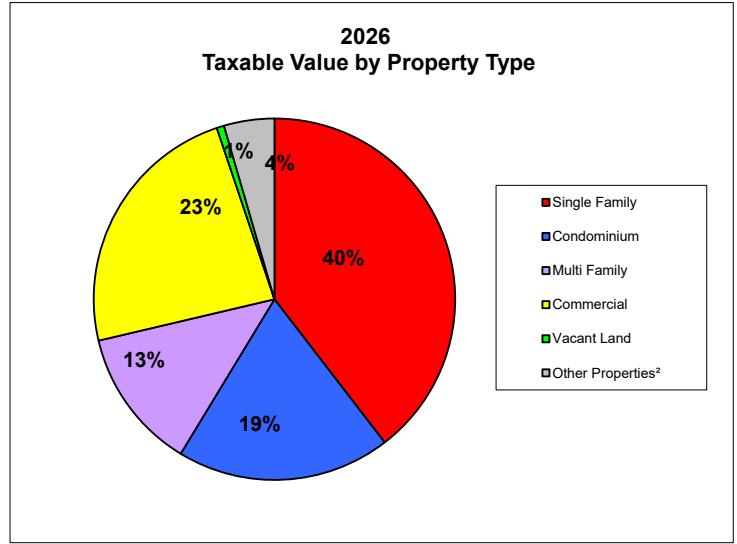
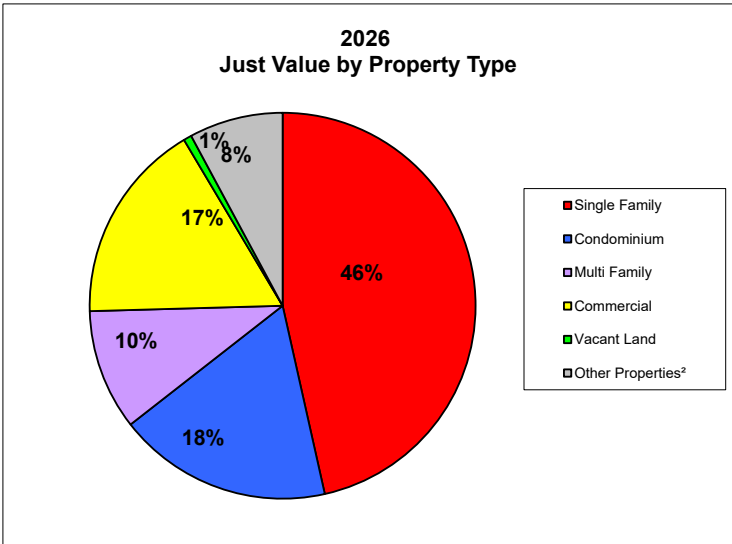


2026 Preliminary Assessment Roll Commission District 13 Summary

Type	Count	2026 Just Value	2026 Assessed	2026 Taxable	2025 Taxable	Change ¹	Pct
Single Family	27,148	14,991,473,338	9,212,515,198	7,838,579,528	7,410,819,926	427,759,602	5.8%
Condominium	23,846	5,790,282,277	4,349,787,042	3,788,613,386	3,636,558,958	152,054,428	4.2%
Multi Family	1,033	3,258,145,766	2,837,772,723	2,504,401,634	2,494,435,337	9,966,297	0.4%
Commercial	2,396	5,452,491,752	4,687,982,271	4,658,030,519	4,364,434,702	293,595,817	6.7%
Vacant Land	854	218,354,910	147,412,696	131,056,947	128,970,000	2,086,947	1.6%
Other Properties ²		2,534,736,273	2,398,816,573	893,579,970	815,066,897	78,513,073	9.6%
Total		32,245,484,316	23,634,286,503	19,814,261,984	18,850,285,820	963,976,164	5.1%

¹Note: Includes New Construction

²Note: Includes Institutional/Government, Personal Property, Centrally Assessed, etc.

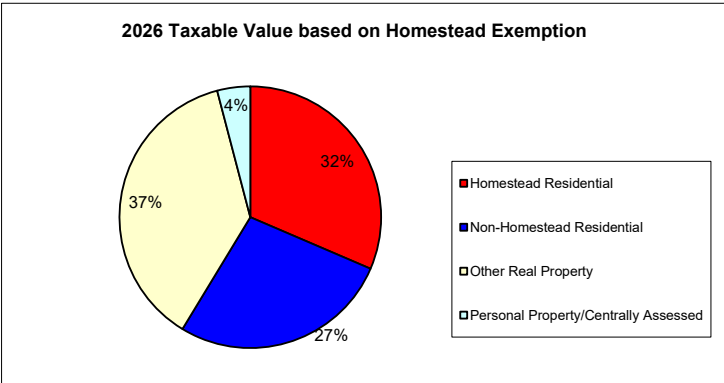


Commission District 13 Homestead Exemption Analysis

	Folios	With Homestead	Pct
Single Family	27,148	21,968	80.9%
Condo	23,846	10,387	43.6%
Total Residential	50,994	32,355	63.4%

2026 Taxable Value Based on Homestead Exemption

Homestead Residential	6,230,719,690
Non-Homestead Residential	5,396,473,224
Other Real Property	7,378,797,052
Personal Property/Centrally Assessed	808,272,018



2026 Exemption Data

Property Information

All Real Properties	55,992
All Residential Properties	50,994
Percent Residential of all Properties	91.1%
Homestead Exemptions	32,355
Homestead Percent of all Properties	57.8%
New Homestead Exemptions	889
Senior Exemptions	3,970
New Senior Exemptions	165

Parcels

All Real Properties	55,992
All Residential Properties	50,994
Percent Residential of all Properties	91.1%
Homestead Exemptions	32,355
Homestead Percent of all Properties	57.8%
New Homestead Exemptions	889
Senior Exemptions	3,970
New Senior Exemptions	165